

# LINGAYA'S LALITA DEVI INSTITUTE OF MANAGEMENT & SCIENCES

## FEEDBACK ANALYSIS: 2022-23

Analysis report on the feedback given by Students, Teachers, Alumni and Employers on the working of the institution. Feedback under IQAC (internal quality assurance cell) was taken from the graduating students of all the courses-BBA, B. Com (H), BA JMC, BCA and B. Ed, Teachers, Alumni and Employers during the session 2022-23. The feedback was obtained for the purpose of evaluating the Academic and Administrative criteria of Lingaya's Lalita Devi Institute of Management and Sciences (LLDIMS), Delhi for quality improvement. After collecting feedback from all the stakeholders, analysis was done. Presented here the feedback templates.

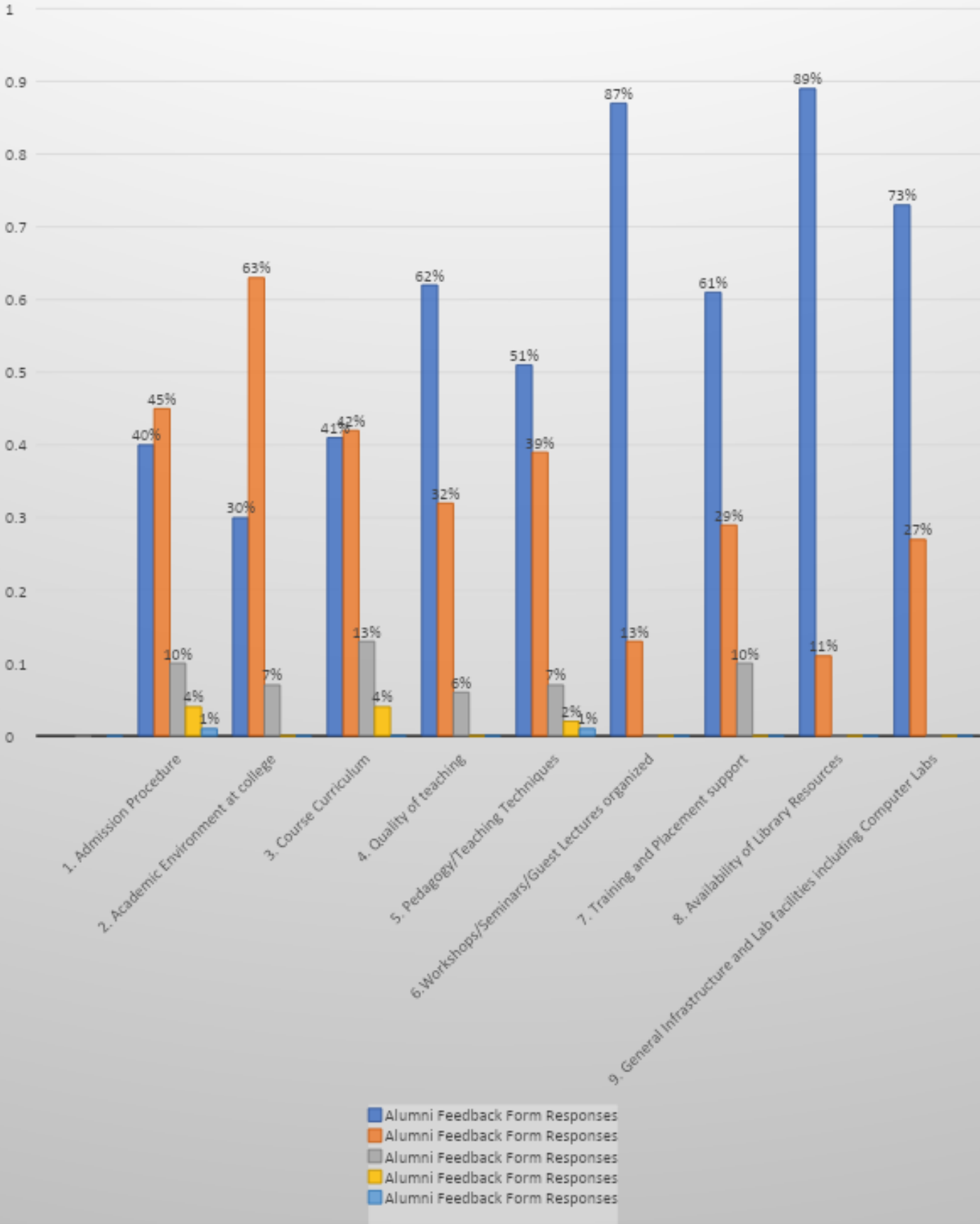
The responses have been recorded are kept confidential. Against each statement the five points are: Strongly Agree (SA), Agree (A), Neutral (N), Disagree (D) and Strongly Disagree (SD).

### Teachers Feedback Form Responses

<b>Parameter for Assessment</b>	<b>Strongly Agree</b>	<b>Agree</b>	<b>Neutral</b>	<b>Disagree</b>	<b>Strongly Disagree</b>
1. The college encourages participatory decision making by involving employees at various levels	33%	67%	0	0	0
2. The salary reflects the responsibilities and expectations of the specific role.	69%	31%	0	0	0
3. Faculty members have the freedom to adopt new techniques / strategies of teaching such as group discussions, seminar presentations, etc.	78%	22%	0	0	0
4. The examination and evaluation system followed by the college is effective in judging students' academic performance	36%	64%	0	0	0
5. The College has taken initiatives to encourage research.	80%	20%	0	0	0
6. The College supports the participation of faculty in national and international conferences/ seminars/ symposia by providing academic leave and financial support.	60%	40%	0	0	0
7. The College administration is approachable and faculty-friendly	88%	12%	0	0	0

8. The College provides adequate opportunities and support to faculty for their academic growth.	70%	20%	10%	0	0
9. Faculty are free to express and share their opinions, ideas and suggestions.	68%	30%	2%	0	0
10. The Leave policy supports employees' well-being and work life balance.	65%	30%	5%	0	0

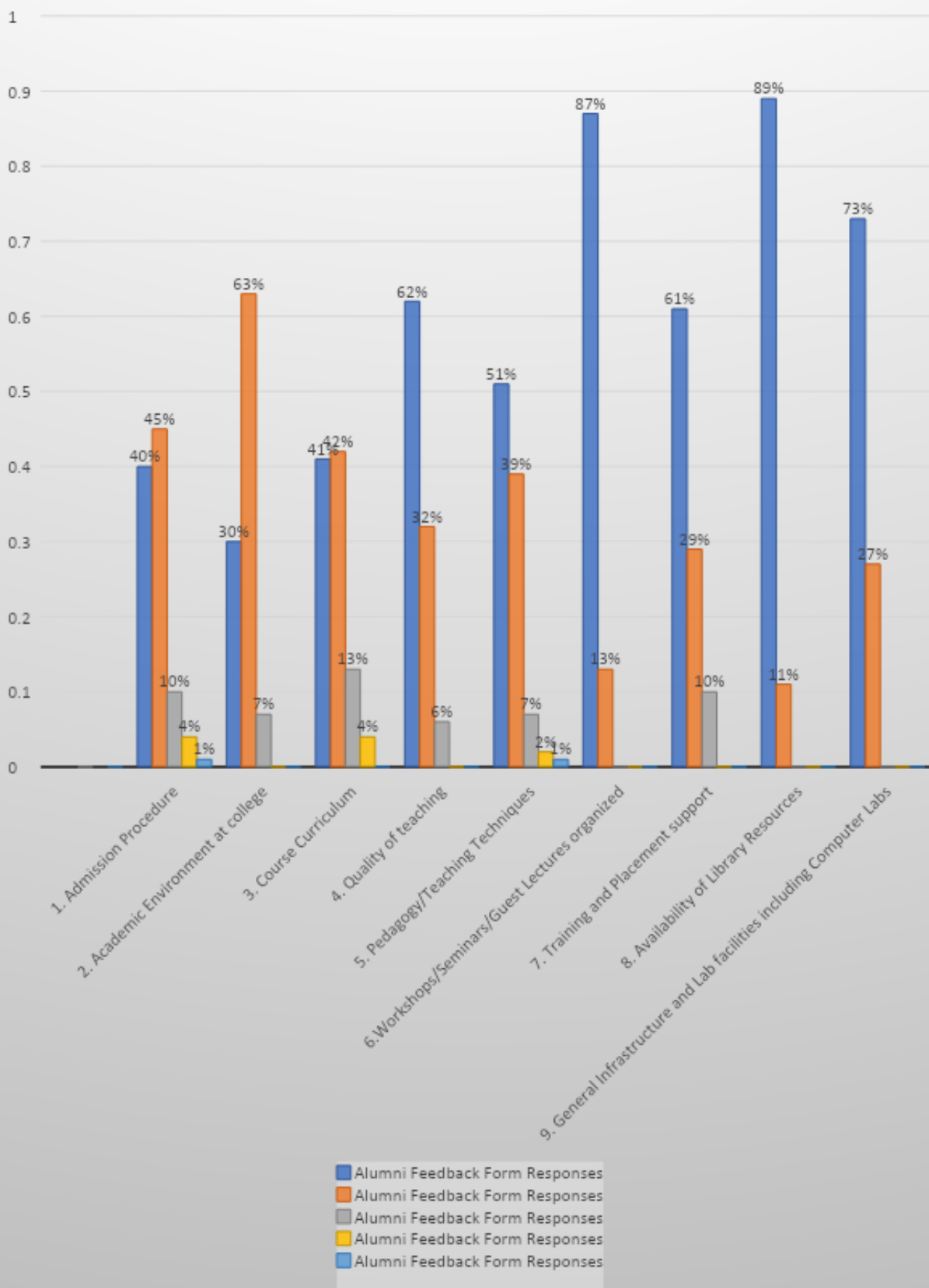
# Teachers Feedback Form Responses



### Employers Feedback Form Responses

Parameter for Assessment	Strongly Agree	Agree	Neutral	Disagree	Strongly Disagree
1. The students possess strong technical knowledge/skill.	33%	67%	0	0	0
2. Their planning and organization skills are as per your expectation	69%	25%	6%	0	0
3. Communication skills of the students are as per the desired expectations.	78%	20%	2%	0	0
4. The students are able to develop practical solutions to work place problems.	36%	60%	4%	0	0
5. The students are able to work as part of a team with other employees	80%	20%	0	0	0
6. Students are creative in response to work place challenges.	78%	18%	4%	0	0
7. They are comfortable in using technology and work place equipment.	70%	30%	0	0	0
8. They are self-motivated and ready to take an appropriate level of responsibility.	76%	15%	9%	0	0
9. They are open to new ideas and learning new techniques.	82%	10%	8%	0	0
10. Their relationship with seniors/peers/subordinates is cordial.	77%	23%	0	0	0

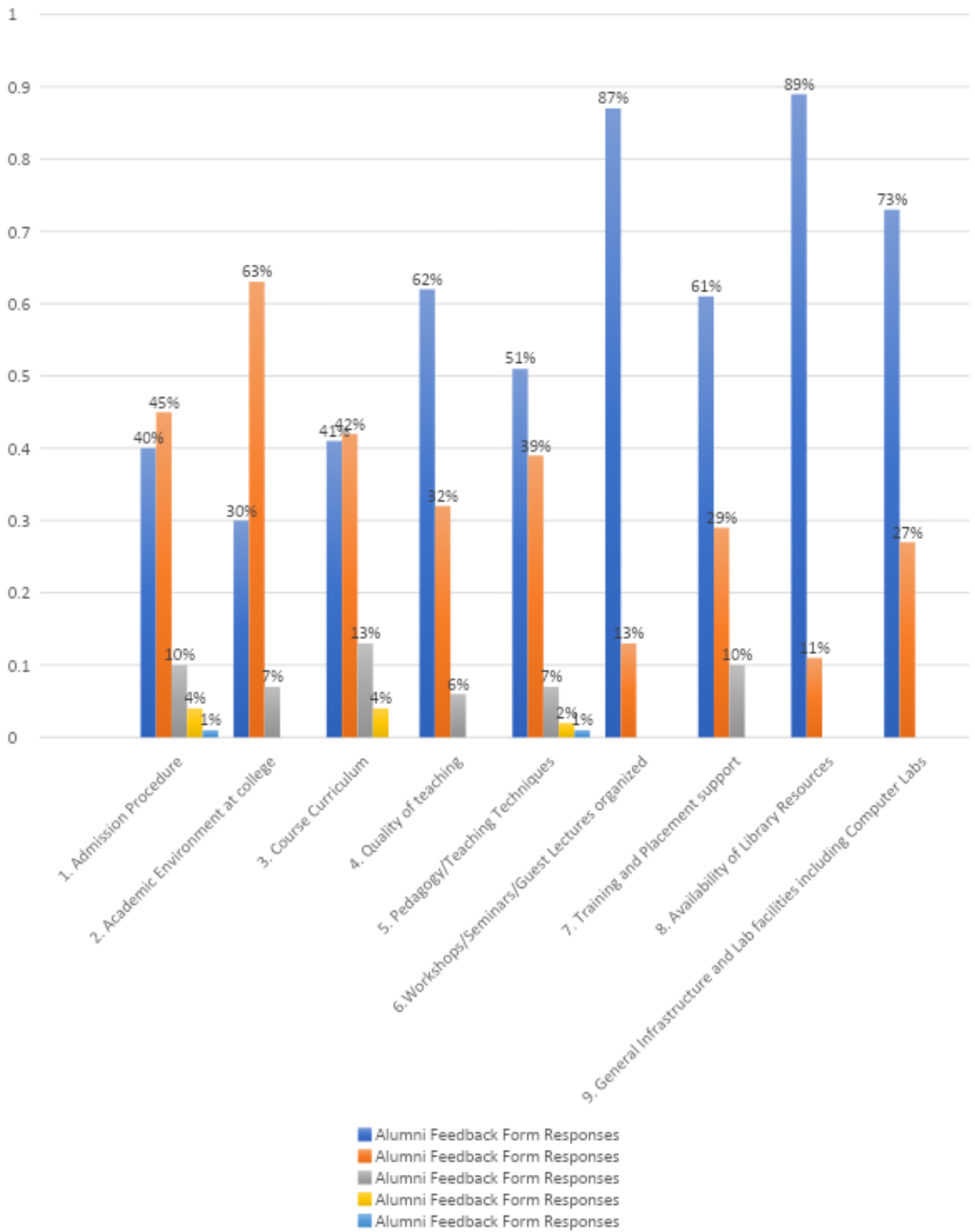
## Employers Feedback Form Responses



### Students Feedback Form Responses

<b>Parameter for Assessment</b>	<b>Strongly Agree</b>	<b>Agree</b>	<b>Neutral</b>	<b>Disagree</b>	<b>Strongly Disagree</b>
1. Quality of teaching encourages learning and understanding of basic concepts	77%	15%	8%	0	0
2. Teaching techniques adopted support all round development	78%	2%	10%	0	0
3. Project guidance facilitates hands-on-training, skill development, problem solving, analytical thinking and documentation	87%	13%	0	0	0
4. Workshops/Seminars/Guest Lectures are held regularly	86%	10%	4%	0	0
5. Activities that promote personality development & soft skills are adequate and organized regularly	77%	18%	5%	0	0
6. Academic environment supports cohesive learning	86%	10%	4%	0	0
7. The faculty is accessible and provide mentor-ship.	89%	11%	0	0	0
8. The functioning of the placement cell in the college is satisfactory.	69%	28%	3%	0	0
9. There is adequate opportunity for extra-curricular and sports activities in the college.	83%	17%	0	0	0
10. Professional and ethical values are inculcated.	79%	21%	0	0	0

## Students Feedback Form Responses



### Alumni Feedback Form Responses

<b>Parameter for Assessment</b>	<b>Highly Satisfied</b>	<b>Satisfied</b>	<b>Moderately Satisfied</b>	<b>Dissatisfied</b>	<b>Highly Dissatisfied</b>
1. Admission Procedure	40%	45%	10%	4%	1%
2. Academic Environment at college	30%	63%	7%	0	0
3. Course Curriculum	41%	42%	13%	4%	0
4. Quality of teaching	62%	32%	6%	0	0
5. Pedagogy/Teaching Techniques	51%	39%	7%	2%	1%
6. Workshops/Seminars/Guest Lectures organized	87%	13%	0	0	0
7. Training and Placement support	61%	29%	10%	0	0
8. Availability of Library Resources	89%	11%	0	0	0
9. General Infrastructure and Lab facilities including Computer Labs	73%	27%	0	0	0
10. Focus on Personality Development & Soft Skills	77%	23%	0	0	0
11. Opportunities for Extra-Curricular Activities	87%	13%	0	0	0
12. Alumni Meets & Alumni Interaction	74%	26%	0	0	0
13. Learning in terms of its relevance to real life application	60%	23%	15%	2%	0
14. Would you be interested in "staying connected" with your College and contributing to its development?	67%	33%	0	0	0



## Alumni Feedback Form Responses

